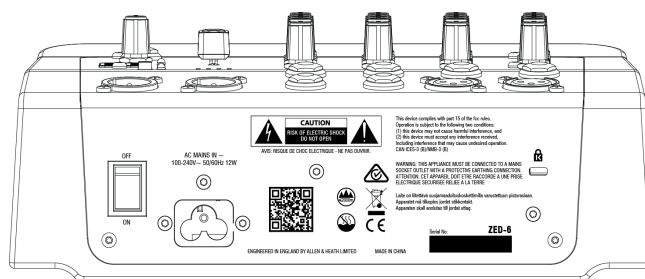
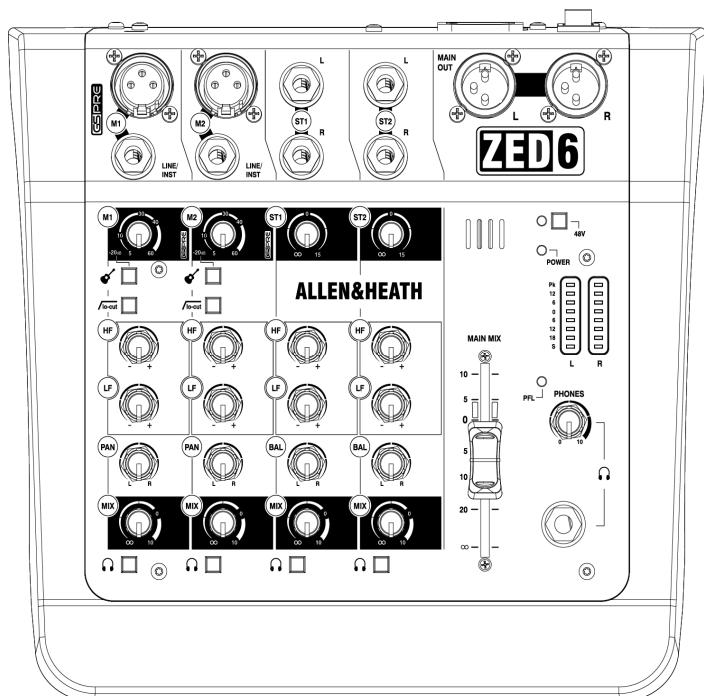


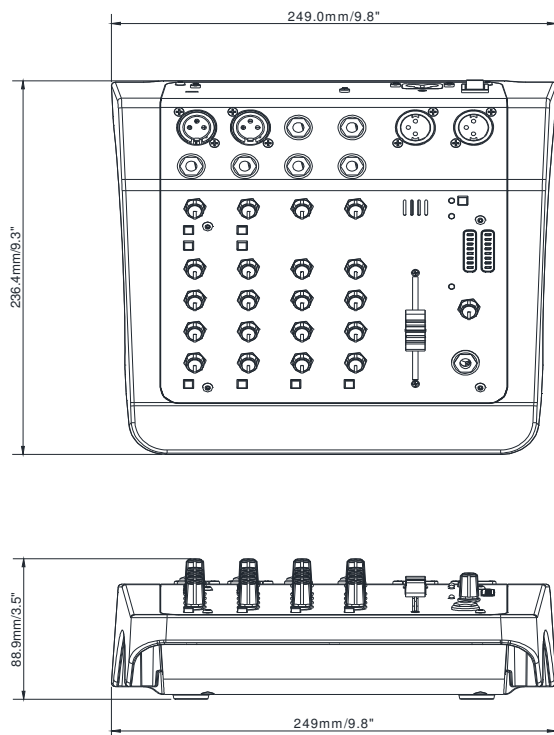
Technical Datasheet

Overview

- 2 x Mic/Line Inputs with GS Preamps.
- Global 48V Phantom power.
- 2 x Switchable Hi-Z Inputs.
- 2 x Stereo Line Inputs.
- Headphone Output.
- Hi-Pass filter on microphone inputs.
- HF & LF EQ adjustable pots on all channels.
- PFL select to headphone output.



Dimensions



HEIGHT: 88.9mm (3.5")

WIDTH: 249mm (9.8")

DEPTH: 236.4mm (9.3")

A&E Specifications

The mixer shall be a compact and portable analog mixer with two mono and two stereo input channels mixing to a stereo Main Mix output. The mixer shall weigh no more than 1.27kg (2.8lbs).

Each mono input channel shall have an XLR Microphone connector and Line level quarter-inch jack connector and shall be equipped with High Pass Filter and 2-band equaliser circuit

Stereo input channels shall use quarter-inch jack connectors, and shall have a fixed 2-band EQ.

All XLR Microphone inputs shall have the ability to power Condenser Microphones requiring 48 Volt Phantom Power. This shall be switchable and have a red LED to indicate activation.

There shall be two high-impedance jack inputs on mono channels, which can handle a normal line level or a low level input directly from a guitar pickup, allowing instruments such as guitars to be plugged straight into the mixer without the need for a DI box.

XLR Mic input characteristics shall conform to a Gain Min/Max of 6dB to 60dB with a maximum input level of 13dBu.

Quarter-inch jack Line input characteristics shall conform to a Gain Min/Max of -14dB to 40dB with a maximum input level of 18dBu.

The mixer surface shall include independent rotary control for each input channels gain, level and mix. Each channel should

have individual Pan control and a [PFL] switch to route to the headphone output. An LED shall indicate when a [PFL] channel is active.

The Headphone output should use a quarter-inch jack connector with a rotary to control output level.

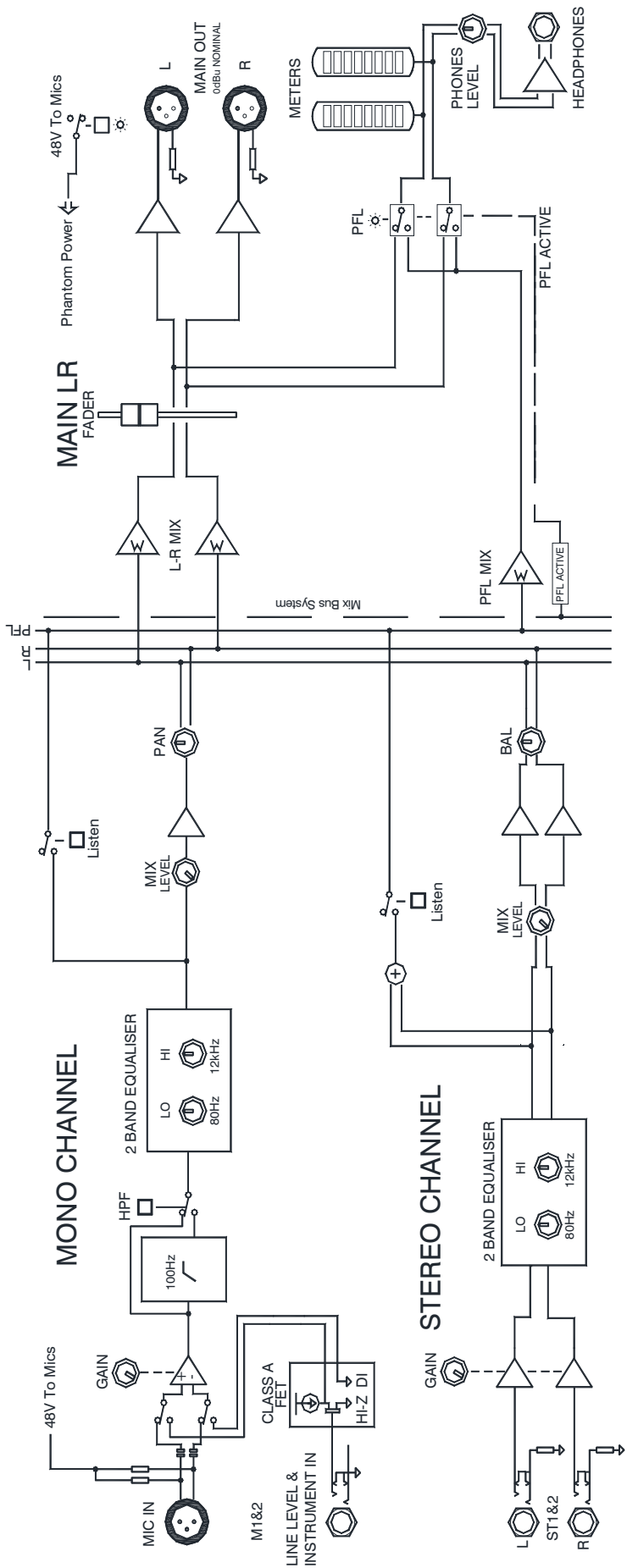
The L&R outputs shall have XLR connectors and controlled via a mix output fader. Level indication shall be via a stereo eight segment LED display.

It shall have a built in power supply accepting AC mains voltages of 100~240V, 50/60 Hz, 12W max via an earthed 3-pin IEC C6 male connector mounted on the rear chassis.

A switch shall be provided near the mains inlet to isolate the mixer from the incoming mains supply.

Recommended operating temperature for the mixer shall be 5 to 35 degrees Celsius.

The unit shall be the Allen & Heath ZED6.



ZED-6 BLOCK DIAGRAM

Mixer Specification

Model	ZED-6	ZED-6FX	ZEDi-8	ZEDi-10	ZEDi-10FX
Type	Analog	Analog	Analog	Analog	Analog
Channels	6	6	8	10	10
Inputs - Mic Preamps	2 x XLR	2 x XLR	2 x XLR	4 x XLR	4 x XLR
Inputs - Line	2 x TRS (CH 1- 2) 4 x TRS (CH 3-4 ST)	2 x TRS (CH 1-2) 4 x TRS (CH 3-4 ST)	2 x TRS (CH 1-2) 4 x TRS (CH 3-4 ST)	4 x TRS (CH 1-4) 4 x TRS (CH 5-6 ST)	4 x TRS (CH 1-4) 4 x TRS (CH 5-6 ST)
Outputs - Main	2 x XLR (Main)	2 x XLR (Main)	2 x XLR (Main)	2 x XLR (Main)	2 x XLR (Main)
Outputs - Other	-	-	-	2 x RCA (Monitor)	2 x RCA (Monitor)
Headphones	1 x 1/4"	1 x 1/4"	1 x 1/4"	1 x 1/4"	1 x 1/4"
Send/Return I/O	-	1 x 1/4" (FX)	USB	2 x 1/4" (1x AUX, 1x FX)	2 x 1/4" (1x AUX, 1x FX)
Phantom Power	2	2	2	4	4
EQ Bands	2-band, (CH 1-2) 2-band (CH 3-4 ST)	2-band, (CH 1-2) 2-band (CH 3-4 ST)	2-band, (CH 1-2) 2- band (CH 3-4 ST)	3-band (CH 1-4) 2-band (CH 5 ST)	3-band (CH 1-4) 2-band (CH 5 ST)
Aux / FX Sends	-	1 x Post (Per Channel)	-	1 x Pre, 1 x Post (Per Channel)	1 x Pre, 1 x Post (Per Channel)
Busses/Groups	Stereo Bus	Stereo Bus	Stereo Bus	Stereo Bus	Stereo Bus
Channel Inserts	-	-	-	-	-
Effects	-	Yes	-	-	Yes
Computer Connectivity	-	-	1 x USB	1 x USB	1 x USB
Rack-mountable	No	No	No	No	No
Height	3.5"	3.5"	3.5"	3.8"	3.8"
Width	9.8"	9.8"	9.8"	13.1"	13.1"
Depth	9.3"	9.3"	9.3"	10.8"	10.8"
Weight	2.8 lbs.	3 lbs.	3 lbs.	4.85 lbs.	5.1 lbs.