

D-LINE HDL 10-A

COMPACT LINE ARRAY MODULE



MAIN APPLICATIONS

- Live Sound
- Rental
- Portable PA, clubs, ballrooms, live theatre, houses of worship, theme parks
- Music playback and sound reinforcement in small and mid-size venues
- Corporate A/V professionals and sound system hire companies

MAIN FEATURES

- 100 x 15, Wide dispersion constant directivity angle line array module
- 65 Hz - 20 kHz frequency response
- 2 x 8" woofer, high power 2" voice coil
- 2.5" voice coil RCF Precision Compression Driver on waveguide
- Digital Bi-amp and DSP controlled Input section with selectable presets
- 1400 watt Peak, 700 watt RMS
- 133 dB max SPL
- Composite PP enclosure structurally wooden reinforced
- Tour grade safe and solid variable mechanics

DESCRIPTION

The very compact size, no compromise transducers and a unique composite cabinet design make the HDL 10-A the perfect tool in many situations. Ideal in live sound reinforcement and reliable installed situations. The HDL 10-A is the ideal choice when line array performance is needed and a fast and easy set up is a must. The system is powered from a 1400 Watt Peak Power 2 way digital amplifier, sound is processed from a powerful DSP.

The system features state of the art RCF transducers, two powerful 8" with 2" voice coil for a solid bass reproduction and a large format 2" compression driver to deliver vocal clarity and high definition with an incredible dynamic. The custom designed waveguide allows a precise coverage of 100 x 15 degrees, whilst also delivering a superb, linear high frequency response. The ND 640 large format compression driver is one of the key advantages of the HDL 10-A, the 2.5" voice coil allows a crossover point of 800Hz and therefore almost all the vocal range can be produced by this driver. This allows better coverage, dispersion control and superior efficiency. Thanks to its large format compression driver on a waveguide, the HDL 10-A offers superior intelligibility over distance.

The HDL 10-A is powered by a 1400W peak power digital amplifier, split 400W for the HF and 1000W for the LF. A new generation DSP handles all the processing within the cabinet and allows adjustment of Cluster size and HF projection. The DSP also includes presets for indoor/outdoor usage and highly curved arrays. The easy to access controls on the back of the speaker allow a number of simple optimizations to be carried out at the flick of a switch: two possible HF settings, four possible cluster configurations; a special EQ setting for high curved configurations and an Indoor Correction EQ.

An easy to reach volume knob on the back allows to set the overall volume of the speaker according to its application.

3 status LEDs – Power / Signal / Status are provided for monitoring the system.

The HDL10-A features configurable mechanics, angles between cabinets are selectable with 2 degrees resolution and are both fast and easy to set, allowing the system engineer to create J-shaped or spiral arrays.

HDL10-A cabinets are moulded on a special polypropylene composite material designed to dampen down vibrations even at maximum volume settings. From moulding to the final texture, D LINE offers the maximum reliability and strength for the intensive use on the road. The HDL10-A is equipped with two side aluminum handle with rubber handgrip for greater portability. The heavy duty RCF KART HDL 10-A can be used to easily transport up to 4 HDL 10-A cabinets.

The system is equipped with a heavy duty fly bar. Thanks to a strong steel construction mechanics it is possible to safely fly up to 16 modules in daisy chain.

ACOUSTICAL SPECIFICATIONS

Frequency response:	65 Hz- 20 KHz
Max SPL:	133 dB
Horizontal coverage angle:	100°
Vertical coverage angle:	15° max.
Compression driver:	2", 2.5" v.c.
Midrange:	-
Woofer:	2x8", 2.0" v.c.

INPUT SECTION

Input connector:	XLR-Jack combo
Output connector:	XLR
Input sensitivity:	-2 dBu / + 4 dBu

PROCESSOR SECTION

Crossover frequencies:	800 Hz
Protections:	Thermal, RMS
Limiter:	soft limiter
Controls:	Cluster, HF, High curving, Indoor

AMPLIFIER

Power supply:	switching 700 Watt
---------------	--------------------

High frequencies:	D / 200 Watt
Mid frequencies:	-
Low frequencies:	D / 500 Watt
Cooling:	convection
Connection:	VDE connector IN

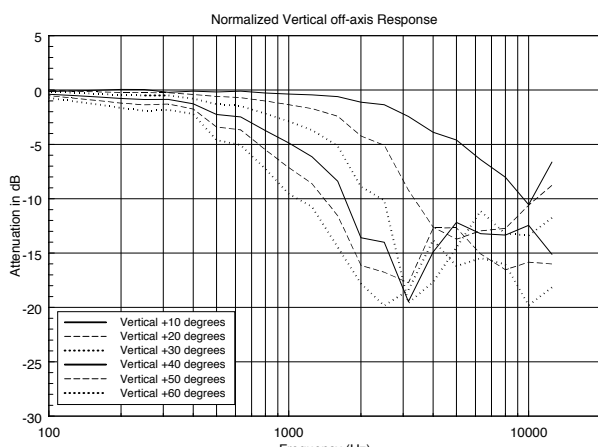
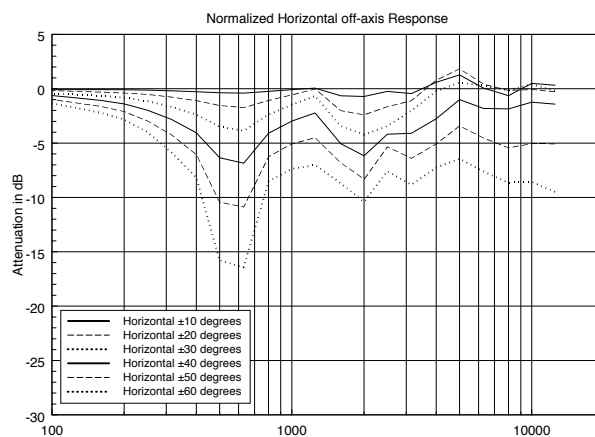
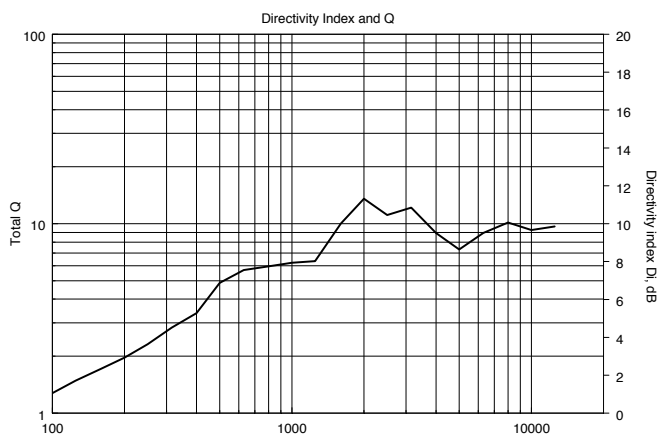
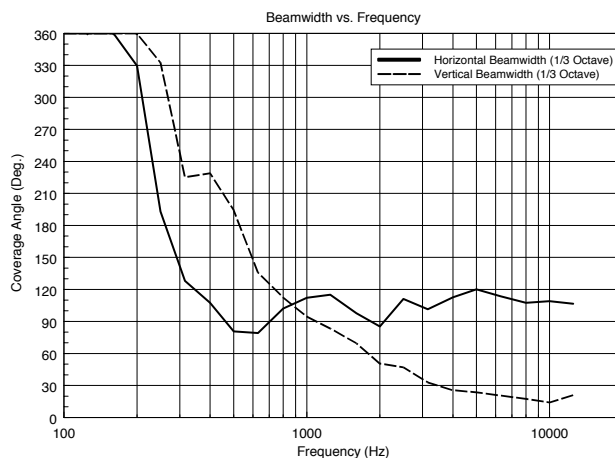
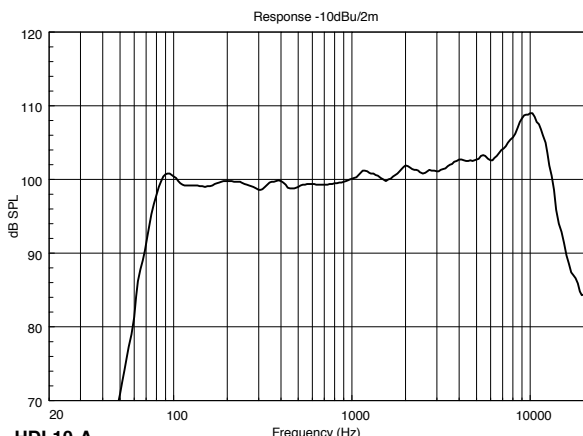
PHYSICAL

Height:	294 mm (11.50")
Width:	569 mm (22.40")
Depth:	434 mm (17.09")
Weight:	25.4 Kg (55.99 lbs)
Cabinet:	Composite PP
Hardware:	Rigging fl yware

Handles:	2 side
Pole mount cap:	-
Colour:	Black



D-LINE HDL 10-A



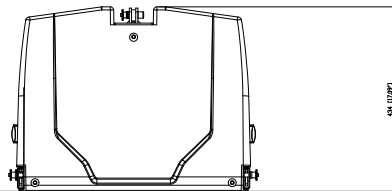
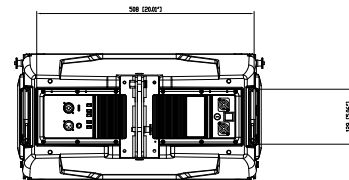
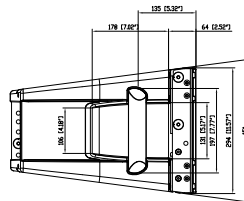
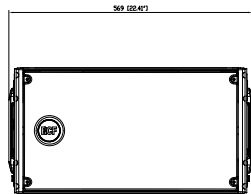
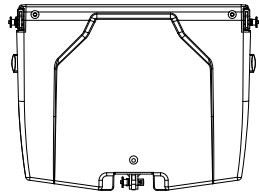
D-LINE HDL 10-A

PART NUMBERS

13040016 - 230VOLT

13040017 - 115 VOLT

DIMENSIONS (All data are in mm)



HDL10-A

ACCESSORIES

AC CONNECTION SUB 8006-AS	Accessory to lock FLY BAR HDL 20-18 to the SUB 8006-AS. Accessory to lock FLY BAR HDL 10 to the SUB 8004-AS. M20 fixing point
FLY BAR HDL 10	Suspending bar for HDL10-A line array system. Stack bar included. - FLY BAR PICKUP HDL 20 included. - 3 pins included - 1 stack bar included
FLY BAR HDL 10 LIGHT	Suspending bar for HDL10-A line array system. (up to 4 pieces) - Stack bar included. - Pickup point included - Pole mount support included - 7 pins included
KART HDL 10-A	The heavy duty RCF KART HDL10 can be use to easily transport up to 4 HDL 10-A cabinets. - 4 wheels included